

FORM NO. MGT 9
EXTRACT OF ANNUAL RETURN
As on financial year ended on 31/03/2019

Pursuant to Section 92 (3) of the Companies Act, 2013 and rule 12(1) of the Company (Management & Administration) Rules, 2014.

I. REGISTRATION & OTHER DETAILS:		
1	CIN	U27109TZ1992PLC003873
2	Registration Date	27/08/1992
3	Name of the Company	Anugraha Valve Castings Limited
4	Category/Sub-category of the Company	Company Having Share Capital
5	Address of the Registered office & contact details	S.F.No.391/2, Sengoda Gounden Pudur, Arasur Village, Coimbatore - 641 407
6	Whether listed company	No
7	Name, Address & contact details of the Registrar & Transfer Agent, if any.	M/s. S.K.D.C. Consultants Limited, No.2016, "Kanapathy Towers", 3rd Floor, 1391/a1, Sathy Road, Ganapathy Post, Coimbatore Tamilnadu - 641 006, Phone: +91 422 4958995, 2539835 Email:info@skdc-consultants.com

II. PRINCIPAL BUSINESS ACTIVITIES OF THE COMPANY

(All the business activities contributing 10 % or more of the total turnover of the company shall be stated)

Sl. No.	Name and Description of main products / services	NIC Code of the Product/service	% to total turnover of the company
1	Industrial Valve Castings (Iron and Steel in Primary Forms n.e.c.)	3309	98.28%

III. PARTICULARS OF HOLDING, SUBSIDIARY AND ASSOCIATE COMPANIES


Sl. No.	Name and address of the Company	CIN/GLN	Holding/ Subsidiary/ Associate	% of shares held	Applicable Section
1	NIL	NIL	NIL	NIL	NIL

IV. SHARE HOLDING PATTERN

(Equity share capital breakup as percentage of total equity)

(i) Category-wise Share Holding

Category of Shareholders	No. of Shares held at the end of the year [As on 31-March-2018]				No. of Shares held at the end of the year [As on 31-March-2019]				% Change during the year
	Demat	Physical	Total	% of Total Shares	Demat	Physical	Total	% of Total Shares	
A. Promoters									
(1) Indian									
a) Individual	NIL	29,94,501	29,94,501	84.91%	NIL	30,10,201	30,10,201	85.36%	0.52%
b) Central Govt	NIL	NIL	NIL	0.00%	NIL	NIL	NIL	0.00%	0.00%
c) State Govt(s)	NIL	NIL	NIL	0.00%	NIL	NIL	NIL	0.00%	0.00%
d) Bodies Corp.	NIL	NIL	NIL	0.00%	NIL	NIL	NIL	0.00%	0.00%
e) Banks / FI	NIL	NIL	NIL	0.00%	NIL	NIL	NIL	0.00%	0.00%
f) Any other	NIL	NIL	NIL	0.00%	NIL	NIL	NIL	0.00%	0.00%
Sub Total (A) (1)	-	29,94,501	29,94,501	84.91%	-	30,10,201	30,10,201	85.36%	0.52%
(2) Foreign									
a) NRI Individuals	NIL	NIL	NIL	0.00%	NIL	NIL	NIL	0.00%	0.00%
b) Other Individuals	NIL	NIL	NIL	0.00%	NIL	NIL	NIL	0.00%	0.00%
c) Bodies Corp.	NIL	NIL	NIL	0.00%	NIL	NIL	NIL	0.00%	0.00%
d) Any other	NIL	NIL	NIL	0.00%	NIL	NIL	NIL	0.00%	0.00%
Sub Total (A) (2)	-	-	-	0.00%	-	-	-	0.00%	0.00%
TOTAL (A)	-	29,94,501	29,94,501	84.91%	-	30,10,201	30,10,201	85.36%	0.52%



Public Shareholding

1. Institutions


a) Mutual Funds	NIL	NIL	NIL	0.00%	NIL	NIL	NIL	0.00%	0.00%
b) Banks / FI	NIL	NIL	NIL	0.00%	NIL	NIL	NIL	0.00%	0.00%
c) Central Govt	NIL	NIL	NIL	0.00%	NIL	NIL	NIL	0.00%	0.00%
d) State Govt(s)	NIL	NIL	NIL	0.00%	NIL	NIL	NIL	0.00%	0.00%
e) Venture Capital Funds	NIL	NIL	NIL	0.00%	NIL	NIL	NIL	0.00%	0.00%
	NIL	NIL	NIL		NIL	NIL	NIL		
f) Insurance Companies	NIL	NIL	NIL	0.00%	NIL	NIL	NIL	0.00%	0.00%
g) FIs	NIL	NIL	NIL	0.00%	NIL	NIL	NIL	0.00%	0.00%
h) Foreign Venture Capital Funds	NIL	NIL	NIL	0.00%	NIL	NIL	NIL	0.00%	0.00%
	NIL	NIL	NIL		NIL	NIL	NIL		
i) Others (specify)	NIL	NIL	NIL	0.00%	NIL	NIL	NIL	0.00%	0.00%
Sub-total (B)(1):-	-	-	-	0.00%	-	-	-	0.00%	0.00%

2. Non-Institutions

a) Bodies Corp.									
i) Indian	NIL	9,100	9,100	0.26%	NIL	27,800	27,800	0.79%	205.49%
ii) Overseas	NIL	NIL	NIL	0.00%	NIL	NIL	NIL	0.00%	0.00%
b) Individuals	NIL	NIL	NIL	NIL	NIL	NIL	NIL	NIL	NIL
i) Individual shareholders holding nominal share capital upto Rs. 1 lakh	NIL	478601	478601	13.57%	NIL	441901	441901	12.53%	-7.67%
ii) Individual shareholders holding nominal share capital in excess of Rs 1 lakh	NIL	35802	35802	1.02%	NIL	35802	35802	1.02%	0.00%
c) Others									
i) HUF	NIL	1,500	1,500	0.04%	NIL	3,800	3,800	0.11%	153.33%
ii) Firm	NIL	6,000	6,000	0.17%	NIL	6,000	6,000	0.17%	0.00%
iii) Others	NIL	1,000	1,000	0.03%	NIL	1,000	1,000	0.03%	0.00%
Non Resident Indians	NIL	NIL	NIL	0.00%	NIL	NIL	NIL	0.00%	0.00%
Overseas Corporate Bodies	NIL	NIL	NIL	0.00%	NIL	NIL	NIL	0.00%	0.00%
Foreign Nationals	NIL	NIL	NIL	0.00%	NIL	NIL	NIL	0.00%	0.00%
Clearing Members	NIL	NIL	NIL	0.00%	NIL	NIL	NIL	0.00%	0.00%
Trusts	NIL	NIL	NIL	0.00%	NIL	NIL	NIL	0.00%	0.00%
Foreign Bodies - D R	NIL	NIL	NIL	0.00%	NIL	NIL	NIL	0.00%	0.00%
Sub-total (B)(2):-	NIL	5,32,003	5,32,003	15.09%	NIL	5,16,303	5,16,303	14.64%	-2.95%
Total Public (B)	NIL	5,32,003	5,32,003	15.09%	NIL	5,16,303	5,16,303	14.64%	-2.95%
C. Shares held by Custodian for GDRs & ADRs	NIL	-	-	0.00%	NIL	-	-	0.00%	0.00%
Grand Total (A+B+C)	NIL	35,26,504	35,26,504	100.00%	NIL	35,26,504	35,26,504	100.00%	-2.43%

(ii) Shareholding of Promoter

Sl. No.	Shareholder's Name	Shareholding at the beginning of the year			Shareholding at the end of the year			% change in shareholding during the year
		No. of Shares	% of total Shares of the company	% of Shares Pledged/encumbered to total shares	No. of Shares	% of total Shares of the company	% of Shares Pledged/encumbered to total shares	
1	BASKARAN R	8,14,731	23.10%	NIL	8,17,731	23.19%	NIL	0.37%
2	GRAHALAKSHMI B	7,00,490	19.86%	NIL	7,00,490	19.86%	NIL	0.00%
3	ANAND KUMAR B	6,51,162	18.46%	NIL	6,63,862	18.82%	NIL	1.95%
4	KAVITHA A	6,18,357	17.53%	NIL	6,18,357	17.53%	NIL	0.00%
5	NIKITA A	2,09,761	5.95%	NIL	2,09,761	5.95%	NIL	0.00%




(iii) Change in Promoters' Shareholding (please specify, if there is no change)

Sl. No.	Particulars	Date	Reason	Shareholding at the beginning of the year		Cumulative Shareholding during the year	
				No. of shares	% of total shares	No. of shares	% of total shares
1	At the beginning of the year	01/04/2018		29,94,501	84.91%	29,94,501	84.91%
2	Changes during the year	2018-19	Transfer	15,700	0.45%	30,10,201	85.36%
3	At the end of the year	31/03/2019		30,10,201	85.36%	30,10,201	85.36%

(iv) Shareholding Pattern of top ten Shareholders

(Other than Directors, Promoters and Holders of GDRs and ADRs):

Sl. No.	For each of the Top 10 shareholders	Date	Reason	Shareholding at the beginning of the year		Cumulative Shareholding during the year	
				No. of shares	% of total shares	No. of shares	% of total shares
1	CENTRAL DEPOSITORY SERVICES (INDIA) LIMITED (IEPF)						
	At the beginning of the year	01/04/2018		7,800	0.22%	7,800	0.22%
	Changes during the year		Transfer	19,000	0.54%	26,800	0.76%
	At the end of the year	31/03/2019		26,800	0.76%	26,800	0.76%
2	Kanchana S						
	At the beginning of the year	01/04/2018		18,802	0.53%	18,802	0.53%
	Changes during the year			NIL	0.00%	18,802	0.53%
	At the end of the year	31/03/2019		18,802	0.53%	18,802	0.53%
3	Kalpana S						
	At the beginning of the year	01/04/2018		17,000	0.48%	17,000	0.48%
	Changes during the year			NIL	0.00%	17,000	0.48%
	At the end of the year	31/03/2019		17,000	0.48%	17,000	0.48%
4	Kamlesh M Kanengo						
	At the beginning of the year	01/04/2018		10,000	0.28%	10,000	0.28%
	Changes during the year			NIL	0.00%	10,000	0.28%
	At the end of the year	31/03/2019		10,000	0.28%	10,000	0.28%
5	Hemlatha Hiralal Kunengo						
	At the beginning of the year	01/04/2018		10,000	0.28%	10,000	0.28%
	Changes during the year			NIL	0.00%	10,000	0.28%
	At the end of the year	31/03/2019		10,000	0.28%	10,000	0.28%
6	Nataraja Nadar & Sons P K						
	At the beginning of the year	01/04/2018		6,000	0.17%	6,000	0.17%
	Changes during the year			NIL	0.00%	6,000	0.17%
	At the end of the year	31/03/2019		6,000	0.17%	6,000	0.17%
7	Hitesh N Dharawat						
	At the beginning of the year	01/04/2018		6,900	0.20%	6,900	0.20%
	Changes during the year		Transfer	(1,000)	-0.03%	5,900	0.17%
	At the end of the year	31/03/2019		5,900	0.17%	5,900	0.17%
8	P.P. Zibi Jose						
	At the beginning of the year	01/04/2018		3,200	0.09%	3,200	0.09%
	Changes during the year		Transfer	1,000	0.03%	4,200	0.12%
	At the end of the year	31/03/2019		4,200	0.12%	4,200	0.12%
9	RIMPI						
	At the beginning of the year	01/04/2018		-	0.00%	-	0.00%
	Changes during the year		Transfer	3,600	0.10%	3,600	0.10%
	At the end of the year	31/03/2019		3,600	0.10%	3,600	0.10%
10	Jagdish Sanmukhlal Shah						
	At the beginning of the year	01/04/2018		3,000	0.09%	3,000	0.09%
	Changes during the year			NIL	0.00%	3,000	0.09%
	At the end of the year	31/03/2019		3,000	0.09%	3,000	0.09%



(v) Shareholding of Directors and Key Managerial Personnel:

Sl. No.	Shareholding of each Directors and each Key Managerial Personnel	Date	Reason	Shareholding at the beginning of the year		Cumulative Shareholding during the year	
				No. of shares	% of total shares	No. of shares	% of total shares
1	Baskaran R						
	At the beginning of the year	01/04/2018		8,14,731	23.10%	8,14,731	23.10%
	Changes during the year		Transfer	3,000	0.09%	8,17,731	23.19%
	At the end of the year	31/03/2019		8,17,731	23.19%	8,17,731	23.19%
2	Anandkumar B						
	At the beginning of the year	01/04/2018		6,51,162	18.46%	6,51,162	18.46%
	Changes during the year		Transfer	12,700	0.36%	6,63,862	18.82%
	At the end of the year	31/03/2019		6,63,862	18.82%	6,63,862	18.82%
3	Joshua R P						
	At the beginning of the year	01/04/2018		500	0.01%	500	0.01%
	Changes during the year			NIL	0.00%	500	0.01%
	At the end of the year	31/03/2019		500	0.01%	500	0.01%
4	Ponraj S						
	At the beginning of the year	01/04/2018		500	0.01%	500	0.01%
	Changes during the year			NIL	0.00%	500	0.01%
	At the end of the year	31/03/2019		500	0.01%	500	0.01%
5	Ajay J Shah						
	At the beginning of the year	01/04/2018		1,000	0.03%	1,000	0.03%
	Changes during the year			NIL	0.00%	1,000	0.03%
	At the end of the year	31/03/2019		1,000	0.03%	1,000	0.03%
6	Ramnath Dureja						
	At the beginning of the year	01/04/2018		501	0.01%	501	0.01%
	Changes during the year			NIL	0.00%	501	0.01%
	At the end of the year	31/03/2019		501	0.01%	501	0.01%

V. INDEBTEDNESS

Indebtedness of the Company including interest outstanding/accrued but not due for payment.

(Amt. Rs./Lacs)

Particulars	Secured Loans excluding deposits	Unsecured Loans	Deposits	Total Indebtedness
Indebtedness at the beginning of the financial year				
i) Principal Amount	724.49	NIL	NIL	724.49
ii) Interest due but not paid	NIL	NIL	NIL	NIL
iii) Interest accrued but not due	NIL	NIL	NIL	NIL
Total (i+ii+iii)	724.49	NIL	NIL	724.49
Change in Indebtedness during the financial year				
* Addition	18,317.75	NIL	NIL	18,317.75
* Reduction	15,324.59	NIL	NIL	15,324.59
Net Change	2,993.19	NIL	NIL	2,993.16
Indebtedness at the end of the financial year				
i) Principal Amount	3,708.99	NIL	NIL	3,708.99
ii) Interest due but not paid	NIL	NIL	NIL	NIL
iii) Interest accrued but not due	8.69	NIL	NIL	8.69
Total (i+ii+iii)	3,717.68	NIL	NIL	3,717.68




VI. REMUNERATION OF DIRECTORS AND KEY MANAGERIAL PERSONNEL
A. Remuneration to Managing Director, Whole-time Directors and/or Manager:

Sl.No.	Particulars of Remuneration	Name of MD/WTD/ Manager		Total Amount (Rs/Lac)	
		Name	BASKARAN R		ANANDKUMAR B
		Designation	CMD		JMD
1	Gross salary				
	(a) Salary as per provisions contained in section 17(1) of the Income-tax Act, 1961	325.00	277.50	602.50	
	(b) Value of perquisites u/s 17(2) Income-tax Act, 1961	NIL	NIL	NIL	
	(c) Profits in lieu of salary under section 17(3) Income- tax Act, 1961	NIL	NIL	NIL	
		NIL	NIL	NIL	
2	Stock Option	NIL	NIL	NIL	
3	Sweat Equity	NIL	NIL	NIL	
4	Commission	NIL	NIL	NIL	
	- as % of profit	NIL	NIL	NIL	
	- others, specify	NIL	NIL	NIL	
5	Others, please specify	NIL	NIL	NIL	
	Total (A)	325.00	277.50	602.50	
	Ceiling as per the Act			184.80	

B. Remuneration to other Directors

Sl.No.	Particulars of Remuneration	Name of Directors		Total Amount (Rs/Lac)
		JOSHUA RP	PONRAJ S	
1	Independent Directors			
	Fee for attending board committee meetings	0.80	0.80	1.60
	Commission	NIL	NIL	-
	Others, please specify	NIL	NIL	-
	Total (1)	0.80	0.80	1.60
2	Other Non-Executive Directors			
	Fee for attending board committee meetings	0.80	0.60	1.40
	Commission	NIL	NIL	-
	Others, please specify	NIL	NIL	-
	Total (2)	0.80	0.60	1.40
	Total (B)=(1+2)	1.60	1.40	3.00
	Total Managerial Remuneration			605.50
	Overall Ceiling as per the Act			184.80



C. Remuneration to Key Managerial Personnel other than MD/Manager/WTD

Sl.No.	Particulars of Remuneration	Name of Key Managerial Personnel						Total Amount (Rs/Lac)
		NA		NA		NA		
		CEO		CFO		CS		
1	Gross salary	NA	NA	NA	NA	NA	NA	-
	(a) Salary as per provisions contained in section 17(1) of the Income-tax Act, 1961	NA	NA	NA	NA	NA	NA	
	(b) Value of perquisites u/s 17(2) Income-tax Act,	NA	NA	NA	NA	NA	NA	
	(c) Profits in lieu of salary under section 17(3) Income- tax Act, 1961	NA	NA	NA	NA	NA	NA	
		NA	NA	NA	NA	NA	NA	
2	Stock Option	NA	NA	NA	NA	NA	NA	-
3	Sweat Equity	NA	NA	NA	NA	NA	NA	-
4	Commission	NA	NA	NA	NA	NA	NA	-
	- as % of profit	NA	NA	NA	NA	NA	NA	
	- others, specify	NA	NA	NA	NA	NA	NA	
5	Others, please specify	NA	NA	NA	NA	NA	NA	-
Total		NA	NA	NA	NA	NA	NA	-

VII. PENALTIES / PUNISHMENT/ COMPOUNDING OF OFFENCES:

Type	Section of the Companies Act	Brief Description	Details of Penalty / Punishment/ Compounding fees imposed			Authority [RD / NCLT/ COURT]	Appeal made, if any (give Details)		
A. COMPANY									
Penalty	NA	NA	NA	NA	NA	NA	NA	NA	NA
Punishment	NA	NA	NA	NA	NA	NA	NA	NA	NA
Compounding	NA	NA	NA	NA	NA	NA	NA	NA	NA
B. DIRECTORS									
Penalty	NA	NA	NA	NA	NA	NA	NA	NA	NA
Punishment	NA	NA	NA	NA	NA	NA	NA	NA	NA
Compounding	NA	NA	NA	NA	NA	NA	NA	NA	NA
C. OTHER OFFICERS IN DEFAULT									
Penalty	NA	NA	NA	NA	NA	NA	NA	NA	NA
Punishment	NA	NA	NA	NA	NA	NA	NA	NA	NA
Compounding	NA	NA	NA	NA	NA	NA	NA	NA	NA

For Anugraha Valve Castings Limited


R. BASKARAN
Chairman Cum Managing Director